



Attainment and Achievement

Key Stage 4

Measure	2019	2023	
Attainment 8	41.7	42.8	↑
9-4 English	65%	70%	↑
9-4 Maths	61%	70%	↑
Basics – 9-4 in English and Maths	46%	52%	↑
National Pass Rate	67%	68%	↑
TSS Pass Rate	63%	73%	↑

English	2019		2022		2023		2023 to 2019	
Entries	244		232		239		-5 pupils	
Grades 9 to 7	19	8%	28	12%	38	16%	+8% pts	↑
Grades 9 to 5	97	40%	122	53%	116	49%	+9% pts	↑
Grades 9 to 4	155	65%	166	72%	168	70%	+5% pts	↑

Maths	2019		2022		2023		2023 to 2019	
Entries	240		231		239		-1 pupil	
Grades 9 to 7	25	10%	40	17%	43	18%	+8% pts	↑
Grades 9 to 5	95	39%	104	45%	112	47%	+8% pts	↑
Grades 9 to 4	148	61%	159	69%	168	70%	+9% pts	↑



Year 11 – Attainment and Progress by entry

Details	Entries																		Progress 8				Attainment				
	Entered		9+		8+		7+		6+		5+		4+		3+		2+		1+		Summary	Subject	Summary	Subject			
	#	%	#	%	#	%	#	%	#	%	#	%	#	%	#	%	#	%	#	%	Pupils	KS2 APS	P8 Score	P8 Score	AB Score	APS	
Included																											
TEC - Art & Design (pre-2024)	11	4.35	0	0	0	0	1	9.09	1	9.09	1	9.09	6	54.55	7	63.64	10	90.91	10	90.91	11	103.55	-0.79	-1.88	40.55	3.27	
TEC - Health & Social Care (pre-2024)	54	21.34	0	0	2	3.7	9	16.67	9	16.67	19	35.19	40	74.07	46	85.19	50	92.59	54	100	53	100.97	-0.62	-0.44	38.59	4.37	
TEC - Music Practice (pre-2024)	16	6.32	0	0	0	0	5	31.25	5	31.25	6	37.5	16	100	16	100	16	100	16	100	16	103.88	-0.64	-0.13	42.22	5.03	
TEC - Performing Arts (Dance) (pre-2024)	24	9.49	0	0	0	0	11	45.83	11	45.83	20	83.33	24	100	24	100	24	100	24	100	24	102.29	-0.11	0.94	45.41	5.94	
TEC - Sport (pre-2024)	41	16.21	0	0	13	31.71	19	46.34	19	46.34	31	75.61	40	97.56	40	97.56	40	97.56	41	100	41	103.96	-0.53	1.03	43.97	6.25	
AM NAT - Ent & Marketing (Business) (pre-2024)	65	25.69	0	0	4	6.15	24	36.92	24	36.92	45	69.23	55	84.62	64	98.46	65	100	65	100	65	105.28	-0.55	0.08	46.44	5.52	
AM NAT - iMedia (pre-2024)	18	7.11	0	0	1	5.56	6	33.33	6	33.33	8	44.44	15	83.33	18	100	18	100	18	100	18	101.44	-0.44	0.18	40.81	5.08	
ICSE - Art and Design	35	13.83	4	11.43	6	17.14	9	25.71	15	42.86	23	65.71	32	91.43	34	97.14	35	100	35	100	34	103.69	-0.3	0.23	47.01	5.51	
ICSE - Biology	102	40.32	7	6.86	15	14.71	25	24.51	39	38.24	65	63.73	91	89.22	101	99.02	102	100	102	100	100	108.68	-0.31	-0.65	56.41	5.36	
ICSE - Business	1	0.4	0	0	0	0	0	0	0	0	0	0	0	0	0	0	0	1	100	1	97	-1.73	-2.1	18	2		
ICSE - Chemistry	101	39.92	10	9.9	22	21.78	37	36.63	52	51.49	71	70.3	85	84.16	100	99.01	101	100	101	100	99	108.73	-0.29	-0.3	56.67	5.73	
ICSE - Combined Science	123	48.62	0	0	0	0	2	1.63	9	7.32	15	12.2	47	38.21	83	67.48	108	87.8	120	97.56	123	101.48	-0.68	-1.11	37.86	3.38	
ICSE - Computer Science	29	11.46	2	6.9	6	20.69	8	27.59	9	31.03	14	48.28	19	65.52	25	86.21	29	100	29	100	29	108.78	-0.63	-1.14	53.05	4.86	
ICSE - Design Technology	40	15.81	0	0	0	0	1	2.5	3	7.5	11	27.5	22	55	35	87.5	39	97.5	39	97.5	40	103.61	-0.66	-1.39	41.71	3.75	
ICSE - Drama	16	6.32	0	0	1	6.25	1	6.25	4	25	10	62.5	13	81.25	14	87.5	16	100	16	100	16	101.16	-0.13	-0.14	43.14	4.69	
ICSE - Engineering	22	8.7	2	9.09	3	13.64	4	18.18	5	22.73	11	50	13	59.09	20	90.91	20	90.91	21	95.45	22	112.48	-0.37	-2.3	64.27	4.5	
ICSE - English Language (pre-2024)	235	92.89	3	1.28	9	3.83	33	14.04	74	31.49	110	46.81	155	65.96	205	87.23	222	94.47	231	98.3	231	104.48	-0.6	-0.97	44.66	4.43	
ICSE - English Literature (pre-2024)	230	90.91	0	0	5	2.17	20	8.7	42	18.26	88	38.26	148	64.35	186	80.87	213	92.61	226	98.26	226	104.56	-0.53	-1.39	45.43	4.03	
ICSE - French	5	1.98	0	0	0	0	0	0	1	20	2	40	2	40	5	100	5	100	5	100	5	107.3	-0.52	-1.67	51.1	4	
ICSE - Geography	79	31.23	4	5.06	11	13.92	16	20.25	29	36.71	43	54.43	56	70.89	73	92.41	77	97.47	79	100	79	106.25	-0.33	-0.52	50.6	4.91	
ICSE - German	39	15.42	0	0	2	5.13	3	7.69	12	30.77	18	46.15	27	69.23	35	89.74	38	97.44	38	97.44	39	105.69	-0.05	-0.94	52.76	4.44	
ICSE - History	93	36.76	0	0	3	3.23	12	12.9	27	29.03	50	53.76	59	63.44	74	79.57	87	93.55	91	97.85	92	104.43	-0.38	-0.77	47.04	4.33	
ICSE - Italian	1	0.4	1	100	1	100	1	100	1	100	1	100	1	100	1	100	1	100	1	100	0	0	0	0	68	9	
ICSE - Mathematics	235	92.89	7	2.98	20	8.51	43	18.3	64	27.23	112	47.66	168	71.49	204	86.81	220	93.62	232	98.72	231	104.48	-0.6	-0.35	44.66	4.55	
ICSE - Media Studies	35	13.83	0	0	0	0	3	8.57	6	17.14	16	45.71	19	54.29	26	74.29	29	82.86	34	97.14	35	104.46	-0.57	-1.48	44.2	3.8	
ICSE - Music	14	5.53	0	0	0	0	2	14.29	5	35.71	6	42.86	6	42.86	10	71.43	13	92.86	14	100	13	107.85	-0.27	-2.03	55.57	4	
ICSE - Physics	99	39.13	7	7.07	13	13.13	22	22.22	45	45.45	63	63.64	83	83.84	96	96.97	98	98.99	98	98.99	97	108.78	-0.26	-0.73	57.12	5.3	
ICSE - Polish	3	1.19	1	33.33	2	66.67	3	100	3	100	3	100	3	100	3	100	3	100	3	100	3	106.83	0.16	2.2	58.5	8	
ICSE - Religious Studies	45	17.79	2	4.44	4	8.89	7	15.56	17	37.78	27	60	36	80	43	95.56	45	100	45	100	44	105.05	-0.46	-0.45	47.64	5.02	
ICSE - Spanish	45	17.79	1	2.22	1	2.22	5	11.11	8	17.78	16	35.56	26	57.78	42	93.33	45	100	45	100	44	104.49	-0.48	-0.95	46.3	4.2	
V/EC - Food (Hospitality & Catering) (pre-2024)	22	8.7	0	0	5	22.73	7	31.82	7	31.82	12	54.55	17	77.27	17	77.27	17	77.27	22	100	22	102.68	-0.65	0.1	40.35	5.13	
Not Included																											
ICSE - Further Maths	26	10.28	5	19.23	6	23.08	8	30.77	11	42.31	15	57.69	16	61.54	16	61.54	16	61.54	16	61.54	25	112.24	0.26		70.52	4.19	



Key Stage 5

Performance Measure	2019	2022	2023	Difference 2019 to 2023
A Level				
Average points per entry	32.96	40.25	35	+2.04
Expressed as a grade	C+	B	B	+ ½ a grade
3+ A Levels at A* to E	52.13%	50.77%	69.23%	+17.1%
2 A Levels at A* to E	74.47%	83.08%	85.9%	+11.4%
A* to A grades	15.28%	42.04%	20%	+4.72%
A* to B grades	46.76%	64.97%	48%	+1.24%
A* to E grades	98.15%	97.45%	100%	+1.85%
Vocational				
Average points per entry	32.76	34.04	34.43	+1.67
Expressed as a grade	Distinction -	Distinction	Distinction	+ ½ a grade
T Levels				
Average points per entry	30.94	38.33	43.75	+12.81
Expressed as a grade	Distinction -	Distinction +	Distinction *-	+ 1 grade

Measure	2019	2022	2023	
Grades A* to A	15%	42%	21%	↑
Grades A* to B	46%	65%	46%	=
Grades A* to C	76%	83%	81%	↑
Grades A* to D	92%	96%	95%	↑
Grades A* to E	98%	98%	99.8%	↑
Average Grade	C+	B	B-	↑



Year 13 Examination Results by Subject

Name	Type	Facilitating	Entered		A+		B+		C+		E+		APS	VA	Gender Diff
			#	%	#	%	#	%	#	%	#	%			
A Level - Art	A-Level	No	2	2.08	0	0	1	50	2	100	2	100	35	-0.19	
A Level - Biology	A-Level	Yes	16	16.67	4	25	7	43.75	13	81.25	16	100	34.38	0.16	-3.75
A Level - Chemistry	A-Level	Yes	15	15.63	7	46.67	13	86.67	15	100	15	100	44	0.8	-4.44
A Level - Computer Science	A-Level	No	3	3.13	0	0	1	33.33	3	100	3	100	33.33	0.18	
A Level - Drama	A-Level	No	4	4.17	0	0	1	25	3	75	4	100	30	-1.04	0
A Level - Economics	A-Level	No	15	15.63	3	20	6	40	15	100	15	100	36	-0.4	-2.14
A Level - English Language	A-Level	No	4	4.17	0	0	1	25	3	75	4	100	30	-0.34	-13.33
A Level - English Literature	A-Level	Yes	8	8.33	0	0	1	12.5	5	62.5	8	100	27.5	-0.72	-2.86
A Level - Further Maths	A-Level	Yes	3	3.13	0	0	3	100	3	100	3	100	40	-0.08	0
A Level - Geography	A-Level	Yes	23	23.96	5	21.74	11	47.83	19	82.61	23	100	36.09	-0.32	-13.67
A Level - German	A-Level	Yes	5	5.21	0	0	0	0	1	20	5	100	18	-1.52	-3.33
A Level - History	A-Level	Yes	11	11.46	0	0	3	27.27	7	63.64	11	100	29.09	-0.24	-9
A Level - Maths	A-Level	Yes	23	23.96	6	26.09	13	56.52	20	86.96	23	100	36.52	-0.2	-0.89
A Level - Media Studies	A-Level	No	9	9.38	0	0	0	0	4	44.44	9	100	23.33	-1.18	-5
A Level - Photography	A-Level	No	3	3.13	0	0	1	33.33	3	100	3	100	33.33	-0.64	5
A Level - Physics	A-Level	Yes	9	9.38	4	44.44	5	55.56	7	77.78	9	100	38.89	-0.22	5
A Level - Product Design	A-Level	No	10	10.42	1	10	1	10	7	70	10	100	26	-0.94	
A Level - Psychology	A-Level	No	17	17.71	6	35.29	15	88.24	17	100	17	100	43.53	0.49	-2.88
A Level - Religious Studies	A-Level	No	5	5.21	1	20	3	60	5	100	5	100	38	-0.37	13.33
A Level - Sociology	A-Level	No	11	11.46	3	27.27	9	81.82	11	100	11	100	41.82	-0.1	-2.5
A Level - Spanish	A-Level	Yes	2	2.08	0	0	1	50	1	50	2	100	30	-0.41	20
A Level - Textiles	A-Level	No	2	2.08	0	0	0	0	1	50	2	100	25	-1.29	
BTDi3 Business Studies	Excluded	No	1	1.04	0	0	0	0	1	100	1	100	35		
BTEC Business - Extended Certificate	Applied	No	18	18.75	4	22.22	4	22.22	10	55.56	18	100	33.33	0.39	-11.79
BTEC Health & Social Care - Extended Diploma	Applied	No	2	2.08	0	0	1	50	2	100	2	100	35.83	0.3	8.33
BTEC Health and Social Care - Diploma	Applied	No	1	1.04	0	0	0	0	1	100	1	100	35	0.01	
BTEC Health and Social Care - Extended Certificate	Applied	No	3	3.13	1	33.33	1	33.33	3	100	3	100	40	0.71	-7.5
BTEC Music - Extended Certificate	Applied	No	7	7.29	0	0	0	0	1	14.29	7	100	23.57		-2
BTEC Science - Extended Certificate	Applied	No	1	1.04	0	0	0	0	1	100	1	100	35	1.11	
BTEC Sport - Diploma	Applied	No	7	7.29	0	0	5	71.43	6	85.71	7	100	38.21	0.49	-6
BTEC Sport - Extended Certificate	Applied	No	2	2.08	1	50	1	50	2	100	2	100	42.5	0.35	-15
DI3 in IT (Full) : DI3IT -	Technical	No	6	6.25	3	50	4	66.67	6	100	6	100	42.92		
ID3 in IT (Full) : ID3IT - CAMX Level 3 Introduct	Technical	No	4	4.17	3	75	3	75	4	100	4	100	46.25		7.5
Maths Studies - Level 3	Academic	No	3	3.13	0	0	1	33.33	2	66.67	2	66.67	23.33	0.48	

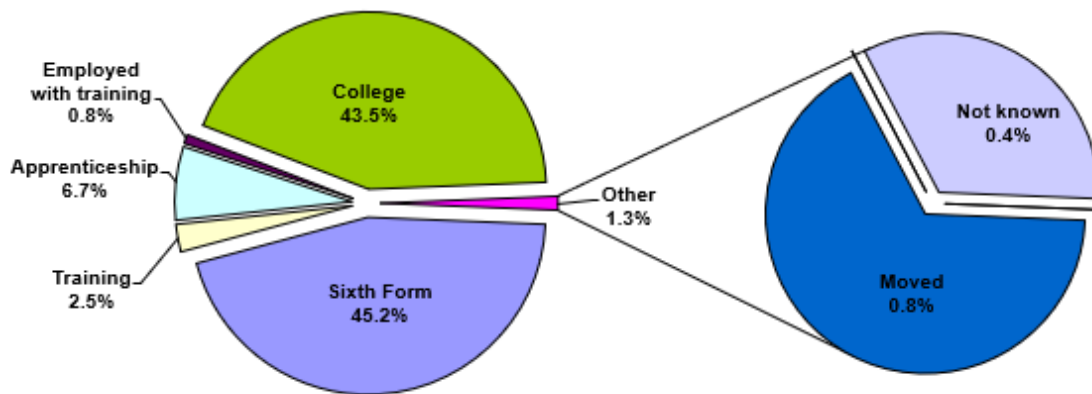


Year 11 Destinations 2019-2020

Bradford District Activity Survey 2020

*Titus Salt School
The 2019/2020 Year 11 at 2nd November 2020*

In Learning:	236	98.7%	Other Categories:	3	1.3%
Sixth form course	108	45.2%	Employment without full training/study	0	0.0%
College course	104	43.5%	Moved away	2	0.8%
Training course	6	2.5%	NEET	0	0.0%
Apprenticeship	16	6.7%	Not known	1	0.4%
Employment with full training/study	2	0.8%			
Year 11 Total	239				



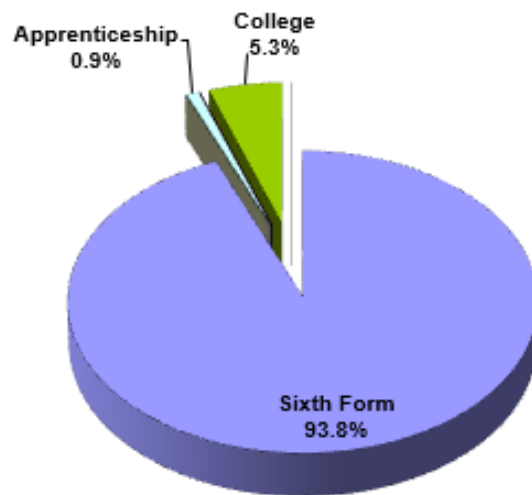


Year 12 Destinations 2019-2020

Bradford District Activity Survey 2020

Titus Salt School
The 2019/2020 Year 12 at 2nd November 2020

In Learning:	113	100.0%	Other Categories:	0	0.0%
Sixth form course	106	93.8%	Employment without full training/study	0	0.0%
College course	6	5.3%	Moved away	0	0.0%
Training course	0	0.0%	NEET	0	0.0%
Apprenticeship	1	0.9%	Not known	0	0.0%
Employment with full training/study	0	0.0%			
Year 12 Total	113				





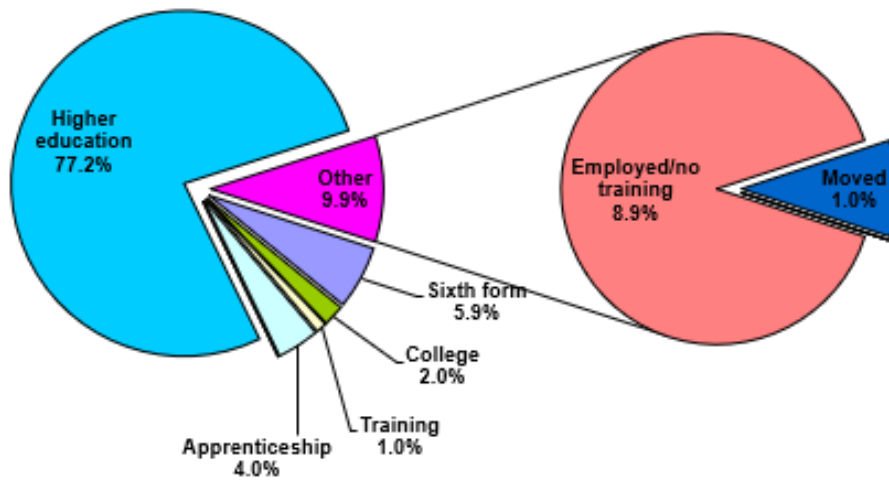
Year 13 Destinations 2019-2020

Bradford District Activity Survey 2020

Titus Salt School

The 2019/2020 Year 13 at 2nd November 2020

In Learning:	91	####	Other Categories:	#	9.9%
Sixth form course	6	5.9%	Employment without full training/study	9	8.9%
College course	2	2.0%	Moved away	1	1.0%
Higher education	78	77.2%	NEET	0	0.0%
Training course	1	1.0%	Not known	0	0.0%
Apprenticeship	4	4.0%			
Employment with full training/study	0	0.0%			
Year 13 Total	101				





Year 13 Destinations, summer 2023

Student	Provider name	Details	Code
I A	Bradford College	Early Years Apprenticeship	A
S A	University of Leeds	Sociology	R
E A	University of Huddersfield	Podiatry	U
U A	University of Huddersfield	Mathematics	U
M A	Manchester Met. University	Computer Science with Foundation Year	U
J A	Leeds Beckett University	Sports Coaching	U
K A	University of Hull	Geography (2024)	U
M A		QS Apprenticeship	A
M A	Leeds Beckett University	Accounting & Finance	U
N B	Edge Hill University	Drama	U
S B	University of Liverpool	Mathematics	R
J B	Bangor University	Zoology	U
S B		TSS Yr 14	S
J B	University of Huddersfield	Pharmacy	U
A B		TSS Yr 14	S
A B		Employed while securing an apprenticeship	EO
Z B		Gap Year - Lifeguarding	G
F B	Leeds Beckett University	Business & Management	U
E B	Newcastle University	Combined Honours	R
B B	University of Huddersfield	Accounting and Finance	U
M B			I
M C		To be confirmed	T
H C	Leeds Beckett University	Real Estate and Property Management	U
J C		TSS Yr 14	S
J C		Online full time accountancy course	C
B C	Newcastle University	Geography and Planning	R
K D	University of Bradford	Mechanical Engineering (inc. Foundation Year & Placement Year)	U
J D	Leeds Beckett University	Economics & Finance	U
T E	Sheffield Hallam University	Early Years and Primary Education (3-7) with QTS	U
H F	Newcastle University	Chemistry (with Industrial Training)	R
L H		Running his own business	E
J H	Leeds Beckett University	International Business	U
W H	University of Huddersfield	Fashion Design with Marketing	U
F H	Leeds Beckett University	Teaching and Education	U
A H		Employed while securing an apprenticeship	EO
T H	Newcastle University	Mathematics and Economics	R
S H	Edge Hill University	Primary Education with QTS	U
M H		Employed while securing an apprenticeship	EO
L J	Manchester Met. University	Accounting and Finance	U
L J	University of Bradford	Paramedic Science	U
Z K	University of Manchester	Aerospace Engineering with Industrial Experience	R
D K	University of Bradford	Accounting and Finance (with placement year)	U
S K		Welding Apprenticeship	A
I K		Science technician & research assistant	E
S K		Degree Apprenticeship in Civil Engineering	A
M L	University of Nottingham	Computer Science	R
M L	University of Lincoln	Sports Business Management	U
R L	Keele University	International Relations (2024)	U
M L	Northumbria University	International Business Management	U
J L	Leeds Conservatoire	Classical Music	U
E M	Manchester Met. University	Business Management	U
H M	Aston University	Cyber Security	U
T M	Leeds Trinity University	Forensic Psychology	U
J M	University of Hull	Music Production	U
L M		Apprenticeship in Upholstery & Furniture	A



Student	Provider name	Details	Code	
S	M	University of Leeds	International Relations	R
J	M		TSS Yr 14	S
B	M	Bath Spa University	Law and Politics	U
T	M	Leeds Beckett University	Music Industries Management (2024)	U
A	N	Leeds Trinity University	Sports Therapy and Rehabilitation	U
S	N	University of Leicester	Geology with Palaeontology	U
J	O		Investment Analyst Apprenticeship	A
C	P		Hollins Hall	E
B	P	University of Huddersfield	Chemistry	U
T	P	University of Worcester	Geography with International Year Abroad (2024)	U
E	P	Edge Hill University	Primary Education with QTS	U
T	R	University of Leeds	Spanish, Portuguese and Latin American Studies	U
O	S	Northumbria University	International Relations and Politics	U
J	S	Leeds Beckett University	Interior Architecture and Design	U
J	S		Apprenticeship	A
A	S		Employed while securing apprenticeship	EO
J	S		TSS Yr 14	S
S	S	Shipley College (Askham Bryan)	L3 Animal Management	C
B	S		Employed while securing an apprenticeship	EO
J	S	Anglia Ruskin University	Creative Writing	U
D	S	Leeds Trinity University	Business and Marketing	U
G	S	University of York	Philosophy	R
F	S	University of Hull	History	U
L	S	University of Sheffield	Aerospace Engineering with an Industrial Placement Year	R
N	S	University of Bradford	Computer Science	U
H	S	Leeds Arts University		U
J	T	University of Huddersfield	Computer Science with Cyber Security	U
N	T		Hoping to secure Apprenticeship as Pharmacy Technician	A
J	W	Leeds Beckett University	Sports & Exercise Therapy	U
E	W	University of Huddersfield	Product Design	U
C	W		Signed by Spanish cycling team	E
C	W	Liverpool John Moores University	Criminology	U
M	W	Leeds Beckett University	Educational Psychology	U
A	W	University of Huddersfield	Law	U
A	W	Bradford College		C
B	W	Bradford College	Games Design	C
C	W	Newcastle University	Mathematics	R
O	W	Newcastle University	Geography	R
L	W	Northumbria University	Psychology	U
P	W	Leeds Beckett University	International Business	U
E	W	University of Nottingham	Veterinary Medicine	R

U/R	University (67)
R	Russell Group university (14)
A	Apprenticeship (8)
E	Employment (4)
S	Year 14 at TSS (5)
EO	Employed while securing apprenticeship (5)
G	Gap year (1)
I	Illness (1)
C	College (4)
T	To be confirmed (1)